



Zero Project

Social Indicators

A SPECIAL
EVALUTION FOR

DPI

Disabled People's
International

Civil Society Survey 2017

**on the Implementation of the UN CRPD,
based on the Zero Project-Social Indicators**

A survey on human rights in 121 countries on the UN CRPD, with a special focus on employment of persons with disabilities

Survey (August - October 2016):

Respondents from 121 countries, organized in collaboration with DPI, EASPD, World Blind Union and World Federation of the Deaf

This publication was developed with contributions from

Amelie Saupe (Indicators research); Doris Neuwirth (coordination); Christoph Almasy (design); and Peter Charles (proof-reading).

© ESSL Foundation, September 2017. All rights reserved.
First published 2017.

The Civil Society Survey is part of the Zero Project Publications:

Zero Project Report 2017: Employment

Zero Project Almanac 2013 – 2016

Zero Project Report 2016: Education and ICT

Zero Project Report 2015: Independent Living and Political Participation

Zero Project Report 2015 Austria: Selbstbestimmtes Leben und Politische Teilhabe

Zero Project Report 2014: Accessibility

Zero Project Report 2013: Employment

Disclaimers

The views expressed in this publication do not necessarily reflect the views of the ESSL Foundation or the Zero Project. The designations employed and the presentation of the material do not imply the expression of any opinion whatsoever on the part of the ESSL Foundation concerning the legal status of any country, territory, city, or area, or of its authorities, or concerning the delineation of its frontiers or boundaries.

The composition of geographical regions and selected economic and other groupings, used in this report, is based on UN Statistics (unstats.un.org), including the borders of Europe, and the Human Development Index (hdr.undp.org).

For more information on the report, to download versions, and for further analysis of the Zero Project, visit www.zeroproject.org

For information or copies, contact: office@zeroproject.org

ESSL Foundation, c/o Haus der Philanthropie, Schottenring 16, 1010 Vienna, Austria

FOREWORDS



For the first time, the Zero Project presents its research on Social Indicators in a special publication, the Civil Society Survey 2017. The Social Indicators of the Zero Project have one single purpose: Reflecting the implementation of the UN CRPD, only by the people for whom the UN CRPD is made for: Civil society, all persons with disabilities, worldwide. The Social Indicators are based on an annual survey that is jointly done with leading membership organizations of civil society: grassroots organizations, self-advocates and service organizations. During the last five years, members of DPI contributed most to the surveys. That is why we

dedicate this publication to DPI, by disaggregating data especially for DPI-members. In the future, we will publish similar surveys for all our major partners contributing to the annual Social Indicator survey.

The Social Indicators support every person advocating for the rights of persons with disabilities, by giving them additional facts of where people with disabilities feel left behind. But they also hint at good practices to look at, in order to achieve our common goal: equal rights and opportunities for all of us.

Michael Fembek
Director of the Zero Project



We are extremely grateful to the Zero Project for preparing a Special Report on Social Indicators for Disabled People's International (DPI) and our members.

The 2017 questionnaire involved a total of 21 questions and while there was a special focus on employment, the questionnaire covered several important aspects such as data, education, accessibility, transportation, independent living and most importantly the monitoring of UNCRPD.

When you see authentic responses from the ground level, from as many as 101 countries spanning almost every region of the world (except Europe), it adds up to a phenomenal databank of the reality as it exists in an unequal world.

I sincerely hope that this publication benefits not just the members of DPI but everyone who is truly concerned about the current status of disabled people in the Global South.

Javed Abidi
Global Chair, DPI

About the Civil Society Survey 2017

The Civil Society Survey 2017 is based on a worldwide survey: 155 respondents from 121 countries completed the questionnaire between August and October 2016. The vast majority members of DPI (Disabled Peoples' International), EASPD (European Union of Service Providers on Disabilities), the World Union of the Blind (WBU) and the World Federation of the Deaf contributed to the survey. This publication aggregates the thousands of data given by the respondents, by regions, country groups based on

economic development. It also summarizes comments and suggestions given by respondents to illustrate their responses.

An additional analysis has been made for DPI and its members who contributed the most to the survey in 2016/2017 and also the years before, to honour their extraordinary commitment to the Zero Project and support their work in their home countries.

About the Social Indicators

SURVEY, DATA, EXPLANATIONS AND NETWORK

The Zero Project Social Indicators are based on a survey in collaboration with renowned international membership organizations. The data is collected and aggregated to indicators. Comments and recommendations from respondents are added to the published results.

The Zero Project's Social Indicators are based on questionnaires that are completed by experts who assess the implementation of the UN CRPD in their own country to the best of their knowledge. The Zero Project Social Indicators survey has been conducted since 2010/11, and every year since 2013 with a comparable approach and worldwide outreach. 2013 to 2017 can be compared based on identical questions and similar surveys.

With a four-year track record and nearly 1,000 questionnaires completed, the Zero Project has gathered a unique set of data. The Zero Project Social Indicators now open up new ways to analyse them, such as

trends and comparison of world regions and other country groups on employment and the other main themes of the UN CRPD.

The Zero Project Social Indicators are based on an international survey, jointly organized with renowned international membership organizations working in the field of disability, inclusion, equality and advocacy. The Principles of the Social Indicators

Traffic Light System

Answers to questions asked of the expert panels are based on a traffic light system:

- Yes
- Yes with qualification
- No


Example No. 1: Increase or decline in percentage of persons with disabilities in employment?

Question 2 of the Zero Project Social Indicators 2017 refers to the percentage of persons with disabilities in employment. The results are close to devastating: The survey indicates that the numbers of employed persons with disabilities are deteriorating almost all over the world.

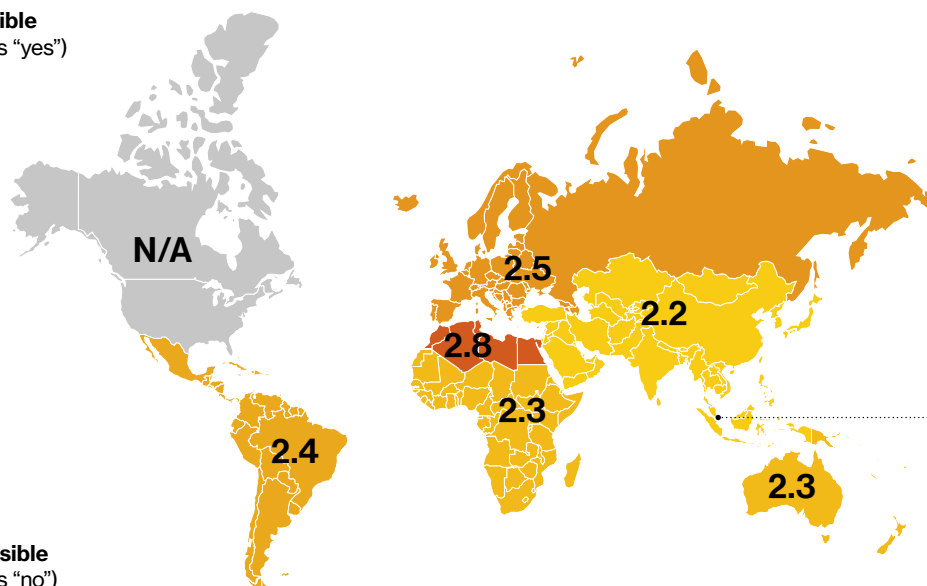
2.5

All indicators are far below 2.0, with Europe at 2.5, showing that employment percentages are deteriorating worldwide.

Best possible
(all answers "yes")



Worst possible
(all answers "no")



Anecdotally, we know more companies are employing persons with disabilities. However, we do not have comparative data to see what kind of increase there is. The government said 650 persons with disabilities have been employed under the Open Door Programme, which subsidizes workplace accommodations.

Comment from Singapore

Calculation of Social Indicators

The answers are aggregated into Indicators (with yes=1, yellow=2, and red=3). A Social Indicator of 1.0 means that all respondents have answered the question with “Yes”; a Social Indicator of 3.0 means that all respondents have answered with “No.” The spectrum of 1.0 to 3.0 is also displayed in a colour spectrum from green to red in the analysis by the Zero Project team.

Quantitative and qualitative data

Respondents are encouraged to comment on their answers, which provides for the qualitative data used in explaining the Social Indicators.

Languages and forms

The questionnaire could be answered online in any of four languages (English, French, German, and Spanish), and is also available in accessible MS Word documents (in four languages) on the Zero Project website. A video-introduction in international sign language was also provided.

21 questions in 2017

In 2017, the questionnaire consisted of 21 questions, 15 of which have been part of the survey since 2013. Another four have been added on employment – this

year’s research focus. Two of the questions related to employment also target the Sustainable Development Goals (SDGs), especially Goal 8, which asks for meaningful employment of young people and persons with disabilities.

About the Zero Project

The Zero Project was initiated by the Essl Foundation in 2011 with the mission to support the implementation of the United Nations Convention on the Rights of Persons with Disabilities (UN CRPD) and to work for a world without barriers. It does so mainly by researching Innovative Practices and Innovative Policies as well as Social Indicators, and by communicating them worldwide.

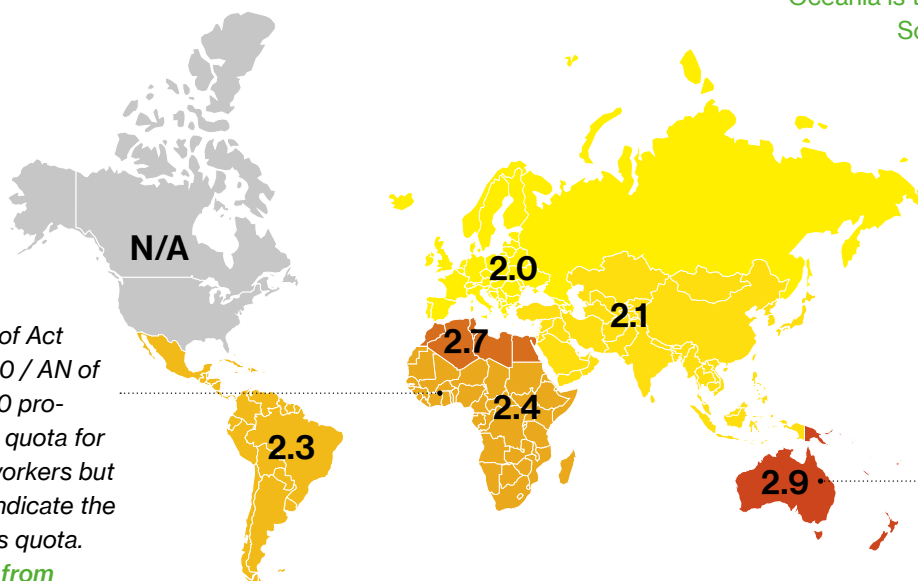
The Zero Project is based on a four-year research cycle. After completing the first cycle (2013: Employment; 2014: Accessibility; 2015: Independent Living and Political Participation; 2016: Education and ICT), this year’s research and Zero Project Report mark the beginning of the second cycle, revisiting once again the theme of employment, work, vocational education, and training.

Example 2: Existence of a minimum employment quota for inclusive employment in the public sector?

Question 6 asks very distinctly if a quota exists in the national laws requiring the public sector to hire a minimum percentage of persons with disabilities. The resulting Social Indicators between 2.0 and 2.9 reflect the fact that quotas may exist in many countries, but are not executed.

2.9

Social Indicators between 2.0 and 2.9 show that a minimum employment quota for the public sector does not lead to sufficient employment rates of persons with disabilities, as perceived by the questionnaire respondents. Oceania is the laggard with a uniquely low Social Indicator of 2.9.



The No. 6 of Act No. 12-2010 / AN of 1 April 2010 provides for a quota for disabled workers but does not indicate the level of this quota.

Comment from Burkina Faso

There is currently no quota. The federal government has developed the Recruitment model, an affirmative measure, to increase employment within the public service (www.apsc.gov.au/managing-in-the-aps/disability/recruitability).

Comment from Australia

Executive Summary

The Zero Project Social Indicators measure the implementation of the UN CRPD. This year 155 experts from 121 countries have completed the questionnaire, with a particular focus on employment. With a track record of five years and a dataset of about 1,000 responses, the Zero Project Social Indicators now open up new ways to analyze them, like trends and comparison of world regions.

The Zero Project's Social Indicators are based on questionnaires that are completed by experts who assess the implementation of the UN CRPD in their own country to the best of their knowledge. The survey has been conducted each year since 2010, and the results from 2013 to 2017 can be compared based on identical questions and similar surveys. Find all details on data collection in the section on Social Indicators and many more results in the Annex. Here some of the outstanding results are summarized.

Six questions on employment and a summary of answers

Are official statistics about education and employment of persons with disabilities published at least every ten years?

Very generally, the Zero Project Social Indicators show that the availability of data worldwide is quite

poor, and this indicator is no exception, with the indicators being 2.0 or below in all of the world's regions.

Did the percentage of persons with disabilities employed increase in calendar year 2015?

All indicators are significantly below 2.0, showing that (again, with the possible exception of North America) employment percentages are deteriorating in the respondents' countries. The situation seems to be extremely bad in northern Africa, but also in Europe, with a Social Indicator of just 2.5.

Does the state oblige employers to take the necessary action on accommodations made in the workplace for all employees with disabilities?

There is a huge gap between the Social Indicator of Europe (1.7) and all world regions that were calculated. Asia, on the opposite end of the spectrum, has a particularly poor indicator of 2.8.

Is the number of persons with disabilities employed by the state both calculated and published?

Both Latin America and Oceania (Australia, New Zealand, and smaller islands in the Pacific) show very low Social Indicators of 2.8, followed closely by most of the other world regions. In Europe, a Social Indicator of 2.0 points to a mixed set of existing publishing policies.

Does the state promote the employment of persons with disabilities in the private sector?

In Europe, a Social Indicator of 1.5 shows that in most European countries some policies are in place. On the other hand, compared with the results of Question 2, which clearly indicate that employment figures are going down, this would lead to the conclusion that many policies are not effective.

Does a quota exist for providing employment to persons with disabilities in the public sector?

Social Indicators between 2.0 and 2.9 show that a minimum employment quota for the public sector does not lead to sufficient employment rates of persons with disabilities, as perceived by the questionnaire respondents. Oceania is the laggard, with a uniquely low Social Indicator of 2.9.

THE DATA GAP FOR INSTITUTIONS

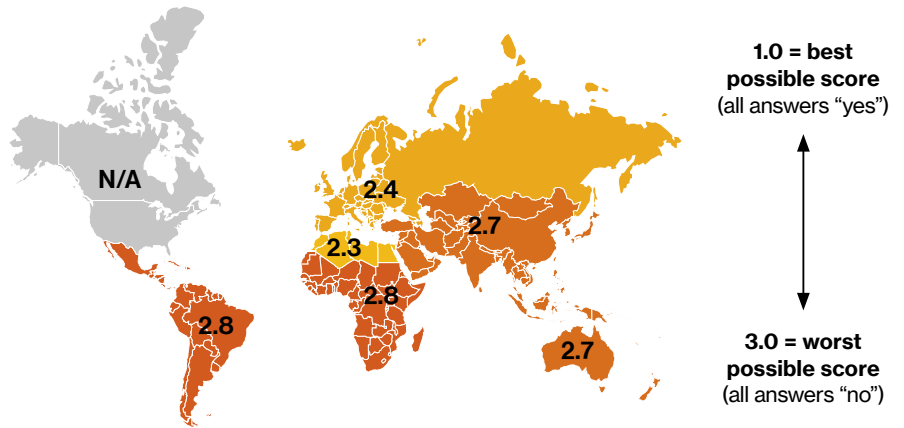
The questionnaire for the Zero Project Social Indicator this year included a question on the availability of data about people living in institutions. The answers that were collected make a strong case that in almost no country in the world is there sufficient data about the number and conditions of people living in institutions – a deficiency that has severe consequences.

United Kingdom: Although there is a national census every ten years, it does not ascertain anything specific about the number of people with disabilities in care/residential settings.

United States: There is some data available through the National Study of Long-Term Care Providers, but this data is difficult to access and does not appear to provide comprehensive information about people with disabilities.

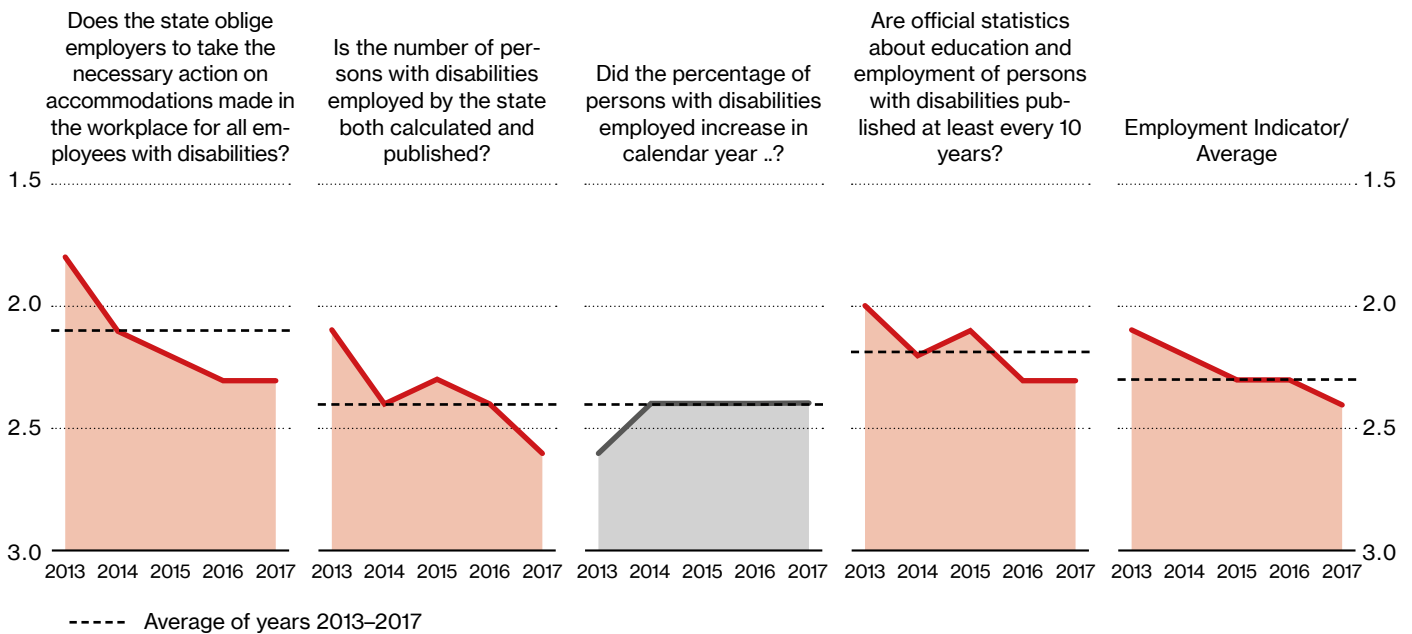
Measuring the UN CRPD as well as the Sustainable Development Goals

Question 20 refers the employment rate of young persons with disabilities. It refers to the SDG (especially Goal 8, Target 5) that defines “full and productive employment ... including young people and persons with disabilities” as a goal by 2030. Currently, almost no data at all seems to be available.



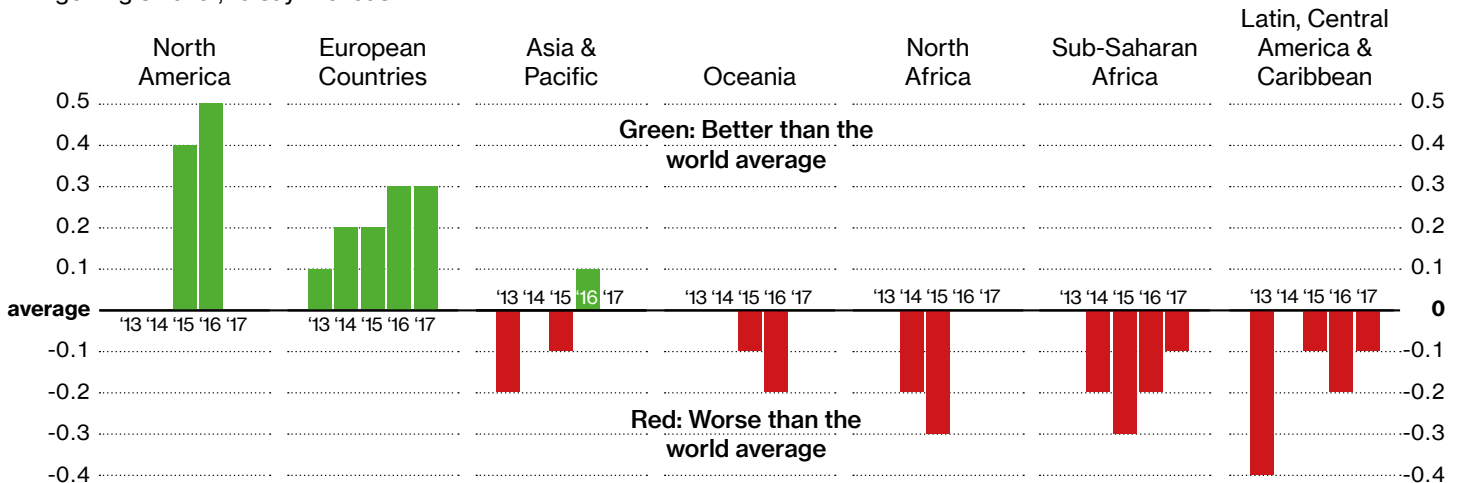
Zero Project Social Indicators show a worldwide negative trend in disability-inclusive employment

Of the four questions, that have been asked continuously, only one is pointing upwards. The three others show a negative tendency and resulting also in the Employment-Indicator-Average to decline.



A comparison of the world regions with the world averages: Differences remain

The bar shows the difference of a world region with the whole world average in the respective year,* and points out if differences between world regions are getting bigger or smaller. The bars do not show a clear tendency, but differences are not getting smaller, to say the least.



*if bar is missing = no data for this year

Social Indicators 2017 by theme and region

Social Indicators aggregated by 11 themes of the UN CRPD, and by regions and country groups

	Accessibility		Built environment		Data		Education		Employment		Humanitarian Aid		ICT		Independent Living		Sustainable Dev. Goals		Transportation		UN CRPD		No. of respondents all		
	ALL	DPI	ALL	DPI	ALL	DPI	ALL	DPI	ALL	DPI	ALL	DPI	ALL	DPI	ALL	DPI	ALL	DPI	ALL	DPI	ALL	DPI	ALL	DPI	
Averages of all answers	2.3		2.1		2.5		2.2		2.3		2.7		2.4		2.2		2.5		2.6		2.1			155	114
Average of countries with very high UNDP Country Development Index	2.0		1.9		2.3		1.9		2.1		2.7		2.0		1.7		2.3		2.2		1.8				
Average of all countries with low UNDP Country Development Index	2.6		2.4		2.5		2.4		2.4		2.9		2.7		2.5		2.8		2.8		2.2				
No. of questions aggregated	4		2		7		4		8		1		1		2		2		1		3				
Average all DPI respondents		2.4		2.2		2.6		2.3		2.4		2.8		3		2.3		2.5		2.7		2.2			

Social Indicators disaggregated by world region

Asia & Pacific (including central Asia and Middle East)	2.4	2.4	2.1	2.1	2.4	2.5	2.3	2.3	2.3	2.4	2.8	2.8	2.6	2.8	2.2	2.2	2.5	2.6	2.8	2.7	2.3	2.3	36	32
European Countries	1.9	1.9	1.8	1.8	2.3	2.5	1.9	1.8	2.9	1.9	2.8	3.0	1.9	2.0	1.5	1.8	2.2	1.7	2.3	2.0	1.8	2.1	24	3
Latin. Central America & Caribbean	2.2	2.3	2.0	2.6	2.5	2.6	2.3	2.3	2.4	2.4	2.6	2.7	2.3	2.3	2.2	2.2	2.5	2.5	2.7	2.6	2.3	2.3	34	28
North America	2.0		2.0		2.1		1.4		2.7		2.0		2.0		2.0		1.5		2.0		2.5		2	0
North Africa	2.6	2.8	2.4	2.5	2.4	2.3	2.1	2.0	2.5	2.5	3.0	3.0	3.0	3.0	1.9	1.7	2.1	2.2	2.7	3.0	2.9	2.9	4	3
Oceania	2.5	2.5	2.2	2.2	2.5	2.4	2.2	2.2	2.5	2.4	2.4	2.4	2.6	2.6	2.2	2.2	2.3	2.3	2.8	2.8	2.2	2.2	9	9
Sub-Saharan Africa	2.5	2.5	2.3	2.4	2.5	2.6	2.3	2.3	2.4	2.5	2.8	2.8	2.6	2.6	2.4	2.5	2.7	2.7	2.8	2.8	2.1	2.1	46	39

Social Indicators disaggregated by UN CRPD ratification

ALL ratified	2.4	2.4	2.1	2.1	2.4	2.5	2.2	2.3	2.3	2.4	2.7	2.7	2.4	2.5	2.2	2.2	2.5	2.6	2.6	2.7	3.0	2.2	132	94
ALL not yet ratified	2.6	2.7	2.4	2.5	2.5	2.6	2.3	2.3	2.6	2.6	2.9	2.9	2.5	2.7	2.4	2.3	2.6	2.6	2.7	2.8	2.5	2.5	23	2

Social Indicators disaggregated by the UNDP Country Development Index

all countries																									
very high	1.9	2.1	1.9	1.9	2.3	2.7	1.9	2.6	3.0	2.5	2.7	2.5	2.0	2.8	1.7	1.9	2.3	2.6	2.2	2.0	1.8	1.9	26	4	
high	2.3	2.4	2.2	2.2	2.5	2.5	2.2	2.2	2.4	2.4	2.7	2.7	2.4	2.5	2.4	2.7	2.4	2.4	2.7	2.7	2.3	2.3	43	38	
medium	2.2	2.2	1.9	1.9	2.5	2.4	2.2	2.2	2.3	2.4	2.7	2.7	2.4	2.4	2.3	2.2	2.4	2.4	2.6	2.7	2.2	2.2	37	3	
low	2.6	2.6	2.4	2.4	2.6	2.7	2.4	2.4	2.4	2.6	2.9	2.9	2.7	2.7	2.5	2.5	2.8	2.8	2.8	2.8	2.2	2.3	47	4	

Selected world regions disaggregated by the UNDP Country Development Index and region

Asia & Pacific (including central Asia and Middle East)																								
very high	2.1	2.0	2.0	1.5	2.4	2.7	2.5	2.5	2.4	2.6	3.0	3.0	2.5	3.0	2.0	1.5	2.3	2.5	2.0	2.0	1.8	1.7	2	1
high	2.5	2.5	2.2	2.2	2.5	2.5	2.4	2.4	2.5	2.5	2.8	2.8	2.8	2.8	2.0	2.0	2.4	2.4	2.8	2.8	2.4	2.4	9	9
medium	2.3	2.3	2.5	2.7	2.4	2.4	2.2	2.2	2.2	2.3	2.8	2.8	2.5	2.6	2.4	2.3	2.5	2.6	2.6	2.7	2.3	2.3	18	15
low	2.7	2.7	2.3	2.3	2.5	2.5	2.5	2.5	2.5	2.5	3.0	3.0	2.9	2.9	2.3	2.3	2.7	2.7	3.0	3.0	2.2	2.2	7	7
European Countries																								
very high	1.9		1.7		2.2		1.9		2.7		2.8		1.9		1.5		2.3		2.2		1.7		18	0
high	2.1	2.0	2.5	1.8	2.4	1.9	2.6	1.9	2.8	1.6	2.7	3.0	2.0	2.5	2.0	2.5	1.9	1.5	2.4	2.0	1.9	1.8	5	2
medium	1.8	1.8	2.0	2.0	2.4	2.4	1.8	1.8	2.6	2.6	3.0	3.0	1.0	1.0	1.0	1.0	2.0	2.0	2.0	2.0	2.7	2.7	1	1
low																							0	0
Latin. Central America & Caribbean																								
very high	1.9	2.3	1.8	2.0	2.6	N/A	2.4	2.5	2.4	N/A	2.5	3.0	2.0	3.0	2.5	2.5	2.8	3.0	2.0	2.0	2.2	2.3	2	1
high	2.3	2.4	2.1	2.2	2.6	2.6	2.3	2.3	2.4	2.4	2.8	2.7	2.3	2.3	2.2	2.1	2.5	2.4	2.7	2.7	2.3	2.4	24	22
medium	2.2	1.9	1.8	1.5	2.6	2.6	2.2	2.1	2.5	2.6	2.5	2.5	2.5	2.3	2.6	2.5	2.7	2.6	2.5	2.5	2.6	1.9	6	4
low	1.9	1.5	1.3	1.0	2.1	N/A	1.9	N/A	2.6	N/A	1.5	2.0	2.0	1.0	2.5	N/A	3.0	N/A	3.0	3.0	1.7	1.7	2	1

	Accessibility		Built environment		Data		Education		Employment		Humanitarian Aid		ICT		Independent Living		Sustainable Dev. Goals		Transportation		UN CRPD		No. of respondents all	
North America																								
very high	2.0		2.0		2.1		1.4		2.7		2.0		2.0		2.0		1.5		2.0		2.5		2	0
high																							0	0
medium																							0	0
low																							0	0
North Africa																								
very high																							0	0
high	N/A	N/A	3.0	3.0	2.6	2.7	1.5	1.5	2.9	3.0	N/A	N/A	3.0	3.0	2.0	2.0	3.0	3.0	N/A	N/A	3.0	3.0	1	1
medium	2.5	2.6	2.2	2.3	2.4	2.2	2.5	2.5	2.4	2.3	3.0	3.0	3.0	3.0	1.8	1.5	1.8	1.8	2.7	3.0	2.8	N/A	3	2
low																							0	0
Oceania																								
very high	2.1	2.1	2.0	2.0	2.5	2.5	1.6	1.6	2.4	2.4	2.0	2.0	2.5	2.5	1.8	1.8	2.5	2.5	2.0	2.0	1.8	1.8	2	2
high	2.5	2.5	2.0	2.0	2.5	2.5	2.1	2.1	2.3	2.3	3.0	3.0	3.0	3.0	2.3	2.3	2.3	2.3	3.0	3.0	2.0	2.0	2	2
medium	2.3	2.3	2.0	2.0	2.8	2.8	2.4	2.4	2.9	2.9	2.5	2.5	2.0	2.0	2.8	2.8	2.3	2.3	3.0	3.0	2.5	2.5	2	2
low	3.0	3.0	3.0	3.0	N/A	N/A	2.8	2.8	2.9	2.9	3.0	3.0	3.0	3.0	N/A	N/A	3.0	3.0	3.0	3.0	2.0	2.0	1	1
Sub-Saharan Africa																								
very high																							0	0
high	2.6	2.6	2.3	2.3	1.9	1.9	1.4	1.4	2.0	2.0	2.0	2.0	3.0	3.0	1.5	1.5	1.8	1.8	3.0	3.0	1.7	1.7	2	2
medium	2.2	2.8	1.8	1.7	2.5	2.3	2.2	2.2	2.4	2.2	2.7	2.6	2.4	2.2	2.4	2.3	2.4	2.2	2.9	2.8	2.7	1.9	7	6
low	2.6	2.6	2.5	2.6	2.6	2.7	2.4	2.4	2.5	2.6	2.9	2.9	2.7	2.7	2.5	2.5	2.8	2.8	2.7	2.8	2.2	2.2	37	31
Social Indicators disaggregated by selected country groups																								
MENA	2.5	2.6	2.3	2.4	2.5	2.4	2.3	2.2	2.5	2.5	2.7	2.7	2.8	2.8	2.8	2.3	2.3	2.4	2.8	2.9	2.4	2.4	19	17
CARIBBEAN	2.2	2.2	1.9	2.0	2.6	2.6	2.2	2.3	2.4	2.4	2.4	2.5	2.3	2.3	2.2	2.2	2.5	2.5	2.8	2.8	2.2	2.3	19	17
CENTRAL EASTERN EUROPE. GIS	2.1	2.1	2.3	1.9	2.4	2.2	2.6	1.9	2.2	2.5	2.9	3.0	2.0	2.0	2.0	3.0	2.1	2.1	2.5	2.4	2.2	2.2	11	7
Social Indicators disaggregated by economic membership organization																								
OECD																								
member	2.0	2.3	1.8	2.2	2.3	2.4	1.9	1.9	2.2	2.3	2.6	2.3	2.0	2.7	1.8	2.2	2.3	2.5	2.3	2.3	1.8	1.9	22	3
non member	2.4	2.4	2.2	2.2	2.5	2.5	2.3	2.3	2.4	2.4	2.8	2.8	2.5	2.5	2.3	2.3	2.5	2.5	2.7	2.7	2.3	2.2	133	111
European UNION																								
member	1.9		1.8		2.2		1.8		2.9		2.7		1.7		1.4		2.3		2.3		1.8		16	
non member	2.4		2.2		2.5		2.2		2.4		2.7		2.6		2.3		2.5		2.7		2.2		139	
European Countries. NON EU member	2.2		1.9		2.4		2.3		2.2		3.0		2.1		1.7		2.1		2.3		1.8		8	
ASEAN																								
member	2.3	2.3	2.0	2.0	2.4	2.4	2.5	2.5	2.2	2.2	2.8	2.8	2.7	2.7	2.1	2.1	2.4	2.4	2.5	2.5	2.1	2.1	11	11
non member	2.3	2.4	2.1	2.2	2.5	2.5	2.2	2.3	2.4	2.5	2.7	2.8	2.5	2.5	2.2	2.3	2.5	2.5	2.6	2.7	2.1	2.2	144	103
Social Indicators disaggregated by membership of respondees in umbrella organizations																								
DPI	2.4		2.2		2.6		2.3		2.4		2.8		2.6		2.3		2.5		2.7		2.2		114	
World Federation of the Deaf (WDF)	2.2		2.0		2.4		2.1		2.1		2.8		2.4		2.9		2.3		2.3		1.8		14	
World Blind Union (WBU)	2.0		1.8		2.4		2.6		2.3		2.4		2.1		2.8		2.6		2.2		2.5		10	
EASPD	1.7		1.6		2.7		1.8		1.8		3.0		1.3		1.5		2.0		2.3		1.9		7	

Number of questionnaires: Number of questionnaires that were received and data aggregated in this Indicator.

Themes in Columns: Selected core themes of the UN CRPD.

Number of questionnaires aggregated: Total number of questionnaires completed by respondees.

Indicator Value: A social indicator of 1.0 means that all questionnaire respondents (would) have answered with "yes" ("green light"). A social indicator of 3.0 means that all questionnaire respondents (would) have answered with "no" (red light). A social indicator of 2.0 means that all questionnaire respondents have, on average, answered with "yes with qualifications" ("orange light").

Averages all countries: The Social Indicators state the average of all respondents worldwide.

Country Development Index: Based on the Human Development Index, annually published by the UNDP.

Country groups (including the definition of "Europe") is based on the system of the United Nations Statistics Division (unstats.un.org).

Data was collected in summer and autumn of 2016.

Social Indicators 2017: All 21 questions

The Questionnaire 2017 consisted of 21 questions, with a focus on employment. Questions 20 and 21 target not only the implementation of the UN CRPD but at the same time the Sustainable Development Goals (SDGs): Goal 8, Target 8.5 asks specifically about the employment of young people and persons with disabilities.

Questionnaire 2017: All Questions of Social Indicators	Article(s) of the UN CRPD targeted
1. Are official statistics about education and employment of persons with disabilities published at least every ten years? This question refers only to whether such statistics are published or not, and to their quality. It does not refer to what the statistics actually tell us about one state in contrast with another - based on those statistics.	data, education, employment
2. Did the percentage of persons with disabilities employed increase in calendar year 2015? The question refers only to employment in companies that are required by law to employ persons with disabilities.	data, employment
3. Does the state oblige employers to take the necessary action on accommodations made in the workplace for all employees with disabilities? For employees with disabilities both to work and to work effectively, such accommodations need to be made in the work place. Obliging such action on the part of employers helps to ensure that persons with disabilities are properly included in the workforce.	employment
4. Is the number of persons with disabilities employed by the state both calculated and published?	data, employment
5. Does the state promote the employment of persons with disabilities in the private sector?	employment
6. Does a quota exist for providing employment to persons with disabilities in the public sector?	employment
7. Are all modes of urban public transport (bus, metro, tram and train) accessible to all persons with disabilities?	accessibility, access to infrastructure/transportation
8. Are all newly constructed buildings to which there is public access required by law to be accessible to all persons with disabilities?	accessibility, access to infrastructure/built environment
9. Is there a legal time frame for all existing buildings to which there is public access to be made accessible to all persons with disabilities?	accessibility, access to infrastructure/built environment
10. Is there a legal requirement for public-sector bodies' websites and websites of publicly available services in your country to be accessible to all persons with disabilities?	accessibility/access to information
11. Is an audio version, a sign language translation, and a plain language version of the Convention available on an official state website, in all official languages of your country?	accessibility/access to information
12. In a situation of risk, is the state's early warning system accessible to all persons with disabilities?	emergency
13. Is sign language an officially recognized language in the courts?	independent living/access to justice
14. Are official statistics published covering the number of persons with disabilities who graduate from university (and tertiary education in general)?	data, education
15. Do university students with disabilities have access to alternative testing methods?	education
16. Does a person with disabilities have the right to receive free and compulsory primary education within the mainstream educational system?	education
17. Is there an umbrella organization representing at minimum 50% of all those associations for persons with disabilities that directly receives basic public funding?	monitoring of UN CRPD
18. If the state has signed or ratified the Convention, has it designated 'focal points' within the government to address matters relating to the Convention's implementation?	monitoring of UN CRPD
19. Does your country collect data on persons, including children, with disabilities living in institutions?	data, independent living
20. In your country, is there data available on the employment rate of young people with disabilities?	data, employment, SDG
21. Compared to five years ago, has the availability of data improved? The question is targeted only at the availability of data, not on the actual improvements in employment.	data, employment, SDG

Find the full questionnaire at www.zeroproject.org/downloads

Comments and recommendations

The questionnaire for the Zero Project Social Indicator every year gives the experts the opportunity to comment on their answers. A selection of the comments given by DPI network experts, sorted by region, country and UN CRPD topic, offer a deeper insight into the status quo of the implementation of UN CRPD in certain parts of the world. This selection has been taken due to space limitations, a table with all comments of all local experts can be provided upon request.

Asia and Pacific Region

New schools which are built by Ministry of Education, ramps are considered, but it is not considered in other public buildings.

Afghanistan

Various state programs: state pays 50% of the minimum salary for PWDs and covers expenses to make the working place accessible. People with psychosocial and intellectual disabilities are left out. And the compensation of 50% salary became short term, 6 months, instead of 2 years as it used to be.

Armenia

They not only receive state funding. Receive also grants from the private sector and international grants.

Azerbaijan

The emergency services are not appropriate for Deaf and sign language users, persons with intellectually disability are not under consideration in the present system. It is not included in policy level.

Bangladesh

Most funds are received from donors.

Cambodia

Some policies do exist but no appropriate implementation

Lao People's Democratic Republic

In the absence of a comprehensive census of persons with disabilities, all figures issued under the headings of unemployment and employment are considered not meaningful.

Lebanon

Recently a tool was designed but it is not implemented and not accessible.

Maldives

Government has provision to make accessible public places. Due to lack of monitoring mechanisms it is not implemented properly. Government is trying to make offices accessible but most of them are only accessible on ground floor.

Nepal

A quota exist but the implementation is rarely ob-

served by any government, private or public sector.

Pakistan

Data is not collected systematically and periodically from the National Bureau of Statistics, but some parties such as the Ministry of Social Development collect data as needed -not on a regular basis.

Palestine

No official data available, only specific institutes keep their own records for reporting purposes to their donors for funding. Service providers for persons with disabilities carry out their own little studies for their donors.

Papua New Guinea

There are at least 2 government agencies gathering data, however the gathered information is not yet accurate. One reason is on the category of disability being used in categorizing the persons with disabilities.

Philippines

The Government shares information on the number of persons with disabilities who have benefitted from support schemes, but there is still no published statistics on disability prevalence rate or disability group breakdowns.

Singapore

Yes, the legal time frame expired 2 years ago. No action being taken thereafter.

Sri Lanka

But there is no physical accessibility, adjust curriculum, teachers are not trained, budget is not sufficiently allocated.

Thailand

According to the results of monitoring implemented by the National Center on Human Rights, NANNOUZ and the Society of Disabled People only 4 buses out of 600 in Tashkent city are fully accessible, metro, trams and trains and other means of public transport are totally not accessible.

Uzbekistan

The government issued the policies supporting enterprises having more than 30% disabled employees.

Vietnam

As provided in the national strategy for people with disabilities to determine the proportion of 5% for the employment of people with disabilities in both the public and private sectors.

Yemen

Europe

The data about institutions is available but For Official Use Only. No information about other groups except those living in institutions.

Belarus

The law is obliging to all employers, regardless of the public or private sector, to comply with quota system - 5 % in all entities exceeding 20 employees. But unfortunately the implementation mechanism is not in place to oblige employers to comply with this quota system.

Moldova

Statistics Bureau publishes some data, but not all forms of institutions are covered. Or data about those people exists, but do not allow meaningful interpretation about living conditions, life expectancy etc .

Ukraine

Latin America & Caribbean

As a federal country, the national state organization has little impact on the cities and provinces that generally do not work with international principles ratified by the nation

Argentina

Only one / two Sign language Interpreters are certified however.

Barbados

Only children with certain diverse abilities have such a right, others must attend special schools. Not all necessary support is provided to ensure full and effective inclusion. There are often complaints that mainstream education is not inclusive and is not of quality.

Belize

The strongest initiative to promote the employment of people with disabilities comes from the private sector such as Inclusive Business Network, specific programs for companies like MECO Foundation, to name a few

Costa Rica

The Education Act makes provision for mainstream education, however there are certain types of disabilities which cannot benefit due to lack of human and other resources.

Dominica

There is no outside agency to public policies for VERIFYING and monitoring on the enforcement.

Ecuador

The hearing impaired would not be able to hear the sirens in case of emergency.

Grenada

Incentive bonuses are offered by the state

Haiti

The Disabilities Act (2014) requests that employers make accommodations for PwD, (physical accessibility, Ergonomics, seating and lighting; communication, signage and Sign Language; retraining and redeployment, provision of assistive technologies and accessible transportation.)

Jamaica

Continuous assessment Oral, cumulative work

Nicaragua

Judicial offices do not have permanent interpreters available even though they are granted the right to interpretation in support of any judicial proceedings.

Panama

All children have the right to inclusive education but in reality educational centers are not accessible, teachers are not prepared, do not have translators sign and / or support for people with visual impairments and finally does not have the material or technical aids to compensate disability.

Peru

The Equal Opportunity Commission and Telecommunications Authority of Trinidad and Tobago have held Workshops in the past where they Sensitize and encourage Stakeholders to meet this requirement. However, this is not legislated just yet.

Trinidad and Tobago

There is little accessibility in ordinary schools and in limited special budgets.

Venezuela

Northern Africa

There are organizations represent only themselves and monopolize more than 70% of funding

Morocco

Oceania

The Disability Standards for Accessible Public Transport (2002) sets a compliance timeline to make all public transport accessible. While most trains and buses throughout Australia are accessible, physical infrastructure such as bus stops are not. Trams and tram stops are still mostly inaccessible. Signage and wayfinding remain inconsistent and training of transport providers is adhoc.

Australia

There is very limited information around what an accommodation is, so for many employers it is at their discretion

New Zealand

Currently working on a survey that will focus on disability issue with a hope that early 2018 Tuvalu will have required data available.

Tuvalu

Sub-Saharan Africa

Benin Code of Civil Procedures provides in some of its provisions, the use of a sign language interpreter when the defendant is deaf. Unfortunately, the number of qualified interpreters is very insignificant, this legislation is impractical.

Bénin

Contact points are a multi-sectoral council for disability, it addresses issues of disability in all government departments

Burkina Faso

The quota is 10% in the public sector in Cameroon, but no incentive is in place to ensure its effectiveness and implementation.

Cameroon

There is a Union but that does not receive direct funding from the state.

Chad

The access conditions are very difficult, often require assistance. Also, the staff lack the training to provide aid and assistance to people with disabilities.

Congo, République Démocratique

The law is in place but it doesn't meet all forms of disability and the buildings only address the situation with a minimum standard. Above all even those newly constructed building by the government doesn't meet the standard.

Ethiopia

It depends on the type of disability. It is mostly students with visual impairment who use braille that can use alternative testing methods.

Ghana

The FADED-GB represents over 50% of all associations of persons with disabilities, but do not receive any basic public funding.

Guinea Bissau

Sign language is recognized by the State of Côte d'Ivoire but there is no interpreter in sign language in courts. (COPHCI) in collaboration with a partner runs a project to improve access to justice for people with disabilities. The project includes a plea for the translation of legal texts in Braille and audio.

Ivory Coast

There is legislation on access to buildings but it is not enforced

Kenya

There is such an organization in lesotho but it does not receive regular funding from the government as they rather see it as a competitor.

Lesotho

In 2012 , the president announced that every Ministry and Agency should employ at least 2 qualified persons with disabilities. That is yet to take effect.

Liberia

The last census in Madagascar is dated on 1993, no other source of data is available

Madagascar

Efforts are being made as the Government is now championing for inclusive education system however there is still a long way to fulfill the 'complete inclusive system', as the Government been providing inadequate resources towards inclusive education

Malawi

The National Disaster Risk Reduction and Management Act 2016 makes this provisions but I doubt that provision is made for all types of disabilities. The hearing impaired have access to news only once a week where a summary of all important news are broadcasted with sign language.

Mauritius

Blind and partially sighted have the opportunity to use their tablets or their computers with JAWS during examinations. But they are exempted from certain materials or make a choice. This is the case of mathematics, accounting etc ...

Niger

No data available from the gouvernement, available statistics are published by some donor agencies, in trying to do their work. For example we are made to understand that over 3 million children with disabilities are out of school based on UNICEF report.

Nigeria

Since our young country has no data concerning persons with disabilities, there is urgent need to build the capacity of the stakeholders and disable people organization to raise more awareness and advocacy program to educate the society.

South Sudan

There is a friendly legal environment but the challenge is enforcement and implementation

Uganda

Focal point persons have been designated but they lack disability expertise.

Zambia

Selected good practices on data collection

In this chapter, good practices in data collection on employment of persons with disabilities as well as programs and services on providing employment and workplace accommodation for persons with disabilities are collected. The good practices were given by survey respondents.

Country	Brief description	Keywords	Link
Australia	Handbook for communicating with people with a disability: National Guidelines for Emergency Managers	humanitarian aid	www.aidr.org.au/media/1481/handbook-5-communicating-with-people-with-a-disability-national-guidelines-for-emergency-managers.pdf
Australia	RecruitAbility: programme to attract and develop applicants with disability and also facilitate cultural changes in selection panels and agency recruitment.	employment, recruiting	www.apsc.gov.au/managing-in-the-aps/disability/recruitability
Australia	JobAccess: provides information on financial support, workplace modifications, help with finding and changing jobs, creating flexible work environments, links to career advice and training courses, connecting with employers, providers and peak bodies.	employment, workplace adaption	www.jobaccess.gov.au
Bangladesh	Disability Detection Survey by the Government of Bangladesh: Information is being inserted into a national database, which will include all detailed data on education, employment, services received etc.	employment, national database	www.dis.gov.bd/en
Bangladesh	Bangladesh Business & Disability Network (BBDN): Representing the collective voice of the private sector on issues related to the inclusion of people with disabilities in the country, the network's aim is to promote the business case of employing disabled people.	employment, private sector	www.businessanddisability.org/index.php/en/news-and-events/featured-initiatives/398-a-national-business-and-disability-network-for-inclusive-workplace-culture-in-bangladesh
Denmark	Programme and strategy to shift attitudes towards people with disabilities	employment, strategy	www.dch.dk/content/strategi-om-holdninger-og-handicap
New Zealand	Mainstream Employment Programme: provides a package of subsidies, training, and other support to help people with significant disabilities get work and to enable them to gain sustainable employment.	employment, government programme	www.msd.govt.nz/what-we-can-do/disability-services/mainstream/index.html
Singapore	Open Door Programme, which subsidises workplace accommodations	employment, workplace adaptation	http://employment.sgenable.sg/employers/open-door-programme/
United Kingdom	Disability Confident scheme: to help employers make the most of the opportunities provided by employing disabled people. It is voluntary and has been developed by employers and disabled people's representatives.	employment, job opportunities	www.gov.uk/guidance/disability-confident-how-to-sign-up-to-the-employer-scheme

All respondents to the Social Indicator survey

The following show the 114 respondents from 101 different countries who are part of the worldwide DPI network.

Country	Name	Surname	Organization
Afghanistan	Nasem Khan	ALIYAR	Afghan Landmine Survivors' Organization (Also)
Angola	Silva Lopes Etiambulo	AGOSTINHO	Anda (Associação Nacional Dos Deficientes De Angola)
Argentina	Rojo Vivot	ALEJANDRO	Independiente
Armenia	Karine	GRIGORYAN	Agate Center For Women With Special Needs Ngo
Australia	Matthew	WRIGHT	Australian Federation Of Disability Organisations
Azerbaijan	Davud	RAHIMLI	Union Of Disabled People Organizations (Udpo), The Society "For International Cooperation Of Disabled People" (Fi cdp)
Bangladesh	Salma Mah-bub	MAHBUB	Protibondhi Nagorik Shangathaner Parishad (Pnsp)
Barbados	Colbert	ASHBY	Barnod
Barbados	Roseanna	TUDOR	Barbados Council For The Disabled
Belarus	Uladzimir	PATAPENKA	Public Association Belarussian Society Of Disabled People
Belize	Pambana	BASSETT	Belize Assembly For Persons With Diverse Abilities
Bénin	Géronime	TOKPO	Fédération Des Associations De Personnes Handicapées Du Bénin (Faphb)
Bhutan	Sanga	DORJI	Disable Persons' Association
Burkina Faso	Evelyne	HIEN-WINKOUN	Fédération Burkinabe Des Associations Pour La Promotion Des Personnes Handicapées
Burundi	Alexis	HATUNGIMANA	Union Des Personnes Handicapées Du Burundi
Cambodia	Saorath	NGIN	Cambodia Disabled People's Organization
Cameroon	Francois	KENFACK	Plateforme Inclusive Society For Persons With Disabilities
Cape Verde	António Pedro	VARELA CARVALHO DE MELO	Associação Cabo-Verdiana De Deficientesw
Cape Verde	Manuel J. S.	ROSA	Federação De Associações Com Deficiência (Fecad)
Chad	Robkedi	DJIMNAYEL	Union Nationale Des Associations Des Personnes Handicapées Du Tchad (Unapht)
Congo, République Démocratique	Innocent Protais	ZENGBA ZONGONANYOLO	Centre Intercommunautaire Congolais Pour Les Personnes Avec Handicap - Cicph
Congo, République Démocratique	Jean De Dieu	NGOMA	Union Nationale Des Associations Des Personnes Handicapees Du Congo (Unhaco)
Cook Islands	Mary	DEAN	Cook Islands National Disability Council
Costa Rica	Henry	CARDENAS	Asociacion Deportiva Para Personas Ciegas De Costa Rica
Costa Rica	Madai	LINKIMER	Pnud
Dominica	Nathalie	MURPHY	Dominica Association Of Persons With Disabilities (Dapd Inc .)
Dominican Republic	Luis Ramon	FELIZ ALCANTARA	Alianza Ong De Personas Con Discapacidad (Alopedis)
Dominican Republic	Bernardo	SANTANA CABRERA	Fenadid
Ecuador	Lorena	ULLOA	Fundación Unidos Y Diversos Ecuador (Fude)
Egypt	Abdul Ghaf-far Hassan	HUSSEIN	Society Seven Million Disabled
El Salvador	Angélica	MONTEAGUDO	Acogipri,De RI.
Ethiopia	Shitaye	ASTAWES	Fenapd
Fiji	Rakesh	CHAND	Fiji Disabled Peoples Federation
Gabon	Régis	MIHINDOU	Fédération Nationale Des Associations Des Et Pour Personnes Handicapées Du Gabon

Country	Name	Surname	Organization
Gambia	Ebrima	DIBBASEY	Gambia Federation Of The Disabled
Ghana	Rita Kusi	KYEREMAA	Ghana Federation Of Disability Organisation (Gfd)
Grenada	Herman	PETERS	Grenada National Council Of The Disabled
Guatemala	Luis Beltrán Diego	RAYMUNDO PÉREZ	Asociación Coordinadora De Organizaciones De Personas Con Discapacidad De Guatemala -Copdigua-
Guinea	François	MORIBA DOPAVOGUI	Federation Guineenne Pour La Promotion Des Associations De Et Pour Personnes Handicapees (Feguipah)
Guinea Bissau	Filomena	DE BARROS SAID CORREIA SÁ	Fadpd-Gb (Federation Des Associations Pour La Défense Te Promotion Des Droits Des Personnes Handicapées En Guinée-Bissau)
Guyana	Ganesh	SINGH	Guyana Council Of Organisations For Persons With Disabilities
Haiti	Marie Jessie	ALEXANDRE MUSCADIN	Réseau Associatif National Pour L'intégration Des Personnes Handicapées (Raniph)
India	Javed	ABIDI	National Disability Network
Indonesia	Hermen Mangaradas	HUTABARAT	Farhan - Federation Reintegration Hansen Indonesia
Indonesia	Nuah Perdamanta	TARIGAN	Gerakan Peduli Disabilitas Dan Lepra Indonesia (Gpdli) Indonesia Leprosy And Disability Care Movement
Iraq	Hassan Ali Abdul Rahman	RIFAI	Gathered Renaissance Feet Tall
Ivory Coast	Atse Sebastien Raoul	N'DE	Confédération Des Organisations Des Personnes Handicapées De Côte D'ivoire (Cophci)
Jamaica	Gloria	GOFFE	Combined Disabilities Association
Jordan	Adnan	ABOUDI	Equality For People With Disabilities Association
Kenya	Samuel	KABUE	Ecumenical Disability Advocates Network (Edan)
Kenya	Anderson	GITONGA	United Disabled Persons Of Kenya (Udpk)
Kyrgyzstan	Seinep	DYIKANBAEVA	Po "The Association Of Parents Of Disabled-Children" (Apdc) "Ardi"
Lao People's Democratic Republic	Thongchanh	INTHACHAK	Lao Disabled People's Association
Lebanon	Silvana	LAKIS	Lphu
Lesotho	Rabasotho	MOELETSI	Lesotho National Federation Of Organisations Of The Disabled (Lnfod)
Liberia	Naomi B.	HARRIS	National Union Of Organizations Of The Disabled (Nuod)
Libya	Bashir Ashour	FETOURI	Libyan Organization For The Rights Of Persons With Disabilities
Madagascar	Ralphine	RAZAKA	Réseau National Des Femmes Handicapées De Madagascar
Malawi	Sekerani	KUFAKWINA	Fedoma/Manad
Malaysia	Yoon Loong	WONG	Malaysian Confederation Of The Disabled (Mcd)
Maldives	Nazleen	NAJEEB	Cbr Centre Ga. Atoll. (Mapd)
Maldives	Ahmed	MOHAMED	Maldives Association Of Physical Disables (Mapd)
Mali	Sissoko	MAMADOU	Fédération Malienne Des Associations De Personnes Handicapées (Femaph)
Mauritania	Amina Mohammed	ALMOKHTAR	Mauritanian Association Of Women With Disabilities
Mauritius	Nalini Devi	RAMASAMY	Voice Of Dpi
Mexico	Raul	HERNANDEZ	Confederacion Mexicana De Limitados Fisicos Y Representantes De Deficientes Mentales A.c.
Micronesia	Nelbert	PEREZ	Pohnpei Consumer Organization
Moldova	Vitalie	MESTER	Centre Of Legal Assistance For People With Disabilities
Morocco	Ahmed	BERKIA	Morocco Forum "Disabilities And Rights"
Myanmar	Soe Moe Oo	SOE MOE OO	Myanmar Independent Living Initiative

Country	Name	Surname	Organization
Nepal	Shudarson	SUBEDI	National Federation Of The Disabled Nepal (Nfdn)
Nepal	Achyut	SUBEDI	Disability Human Rights Promotion Society
New Zealand	Pati	UMAGA	Disabled Persons Assembly (Nz) Inc
Nicaragua	Wilber	TORRES MORALES	Organización De Revolucionarios Deshabilitados "Ernesto Che Guevara"
Niger	Idriss	ALZOUMA MAÏGA	Federation Nigerienne Des Personnes Handicapees
Nigeria	Ekaete Judith	UMOH	Joint National Association Of Persons With Disabilities
Pakistan	Muhammad	UDDIN	Estanara Group (Pdpi- Pakistan Disabled People Internations)
Palau	Natus	MISECH	Omekesang Association
Palestine	Awad	ABOU-AYYAD	Great Palestinian Union For People With Disabilities
Panama	Ricardo Julio	VELARDE R.	Fenapedi Panama- Coprodepedis- Aupdis
Papua New Guinea	Kevin	AKIKE	Papua New Guinea Assembly Of Disabled Persons (Pngadp)
Peru	Julio Wilfredo	GUZMAN JARA	Inclusion Para El Desarrollo Social Indeso Peru
Peru	Hugo	LEÓN IBAÑEZ	Confederación Nacional De Personas Con Disacpacidad Del Perú - Confenadip
Philippines	Josephine	DE VERA	Katipunan Ng Maykapansanan Sa Pilipinas, Inc. (Kampi)
Philippines	Jennifer	GARCIA	Regional Association Of Women With Disabilities
Rwanda	Sam	BADEGE	World Network Of Users And Survivors Of Psychiatry
Saint Kitts and Nevis	Anthony A.	MILLS	St. Kitts Nevis Association Of Persons With Disabilities
Saint Lucia	Roselina	HARRIS	National Emergency Management Organization
Saint Lucia	Merphilius	JAMES	National Council Of And For Persons With Disabilities (Ncpd)
Senegal	Yatma	FALL	Fsaph
Sierra Leone	Solomon	SABONDO	Disability Awareness Action Group (Dpi-Sierra Leone)
Singapore	Marissa Lee	MEDJERAL-MILLS	Dpa
Solomon Islands	Savina	NONGEBATU	People With Disabilities Solomon Islands (Pwdsi)
South Africa	Gillian	MOSES	Disabled People South Africa
South Sudan	Cornelio W.	LADU AND ERIKO	Equatoria States Union Of The Visually Impaired [Esuvi]
Sri Lanka	Lasanthi	DASKON ATTANAYAKE	Wheels In Motion
Sudan	Mohammed	OSMAN	Edraak Organization For Persons With Disabilities
Suriname	Natasia	HANENBERG-AGARD	National Foundation For The Blind And Visually Impaired (Nsbs)
Syrian Arab Republic	Ali	CHAVIA	The Cultural Forum For People With Special Needs In Syria
Tanzania	Felician	MKUDE	Shivyawata
Thailand	Saowalak	THONDKUAY	Disabled Peoples' International Asia Pacific (Dpiap)
Togo	Komivi	AYASSOU	Fédération Togolaise Des Associations De Personnes Handicapées (Fetaph)
Trinidad and Tobago	Jason	CLARKE	Trinidad And Tobago Chapter Of Disabled Peoples' International
Trinidad and Tobago	Sharda	RAMLAKHAN	Squeaky Wheels
Tunisia	Apply	ALMIZZATI	Tunisian Organization For The Defense Of The Rights Of Persons With Disabilities
Tuvalu	Matakina	SIMII	Fusi Alofa Association Tuvalu
Uganda	Edson	NGIRABAKUNZI	National Union Of Disabled Persons Of Uganda (Nudipu)
Ukraine	Viktor	BULKA	The Initiative To Protect Civil Rights Of The Disabled
Uzbekistan	Oybek	ISAKOV	Society Of Disabled People Of Uzbekistan (Ngo)
Vanuatu	Nelly	CALEB	Disability Promotion & Advocacy Association (Dpa)
Venezuela	Jose G.	DELGADO HERRERA	Escuela De Vecinos De Venezuela
Vietnam	Van	DT	Dp Hanoi
Yemen	Manal	ASHWAL	Al Saeeda Society For The Care And Rehabilitation Of Deaf Girls
Zambia	Patience	KANGUMA	Zafod

**For a world
without barriers.**

